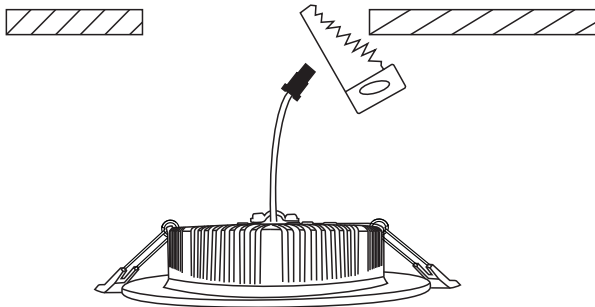


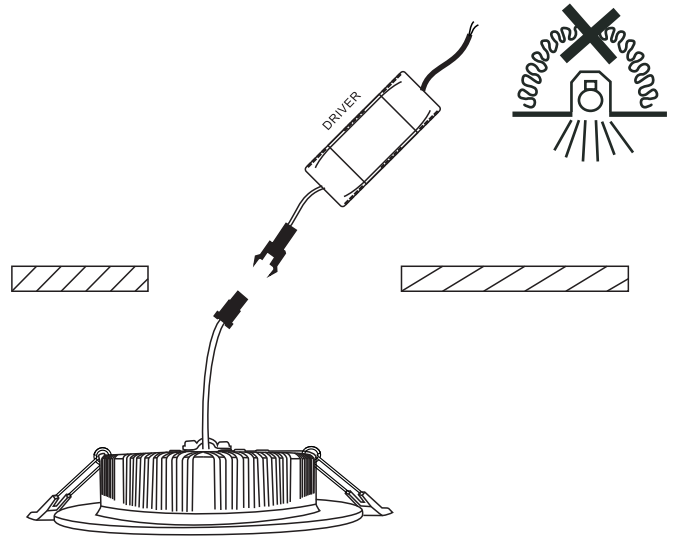
Productcode: 50416308, 50416314, 50416320, 50416328, 50418408, 50418414, 50418420, 50418428

- Before installation, please read this instruction sheet carefully.
- Lamp installation and maintenance must be operated by professionals.
- To avoid damages of the driver, do not connect the non dimmable driver with a dimmer for working.
- Dimmable or non dimmable, please pay attention to the labels.
- The luminaire is IP 20.
- If the external flexible cable or cord of this luminaire is damaged, it shall be exclusively replaced by the manufacturer or his service agent or a similar qualified person in order to avoid a hazard.
- Luminaires not suitable for covering with thermally insulating material.



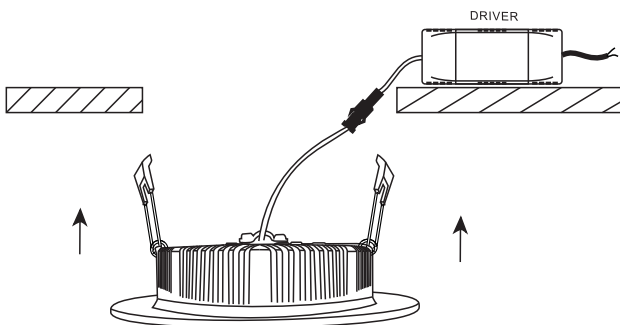
Step 1

cut out a hole on the ceiling
cut out size please follow the end of instruction

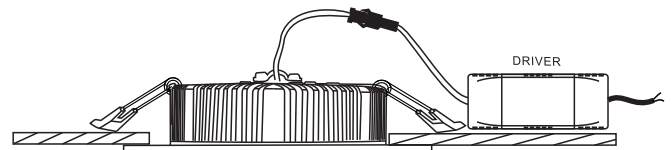


Step 2

Connect the power wire with the input wires of driver
Connect the plug of driver with the plug of luminaire.



Step 3



Step 4

